

Washers



SPRING LOCK WASHERS

DIN 127

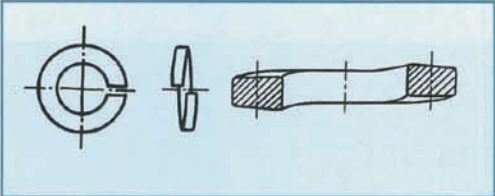
Nominal size	3	3.5	4	5	6	7	8	10	12
mm									
Nominal size	14	16	18	20	22	24	27	30	



SPRING LOCK WASHERS

B.S.

Nominal size	1/8	5/32	3/16	1/4	5/16	3/8	7/16	1/2	
inches									
Nominal size	9/16	5/8	3/4	7/8	1	1 1/8	1 1/4	1 1/2	

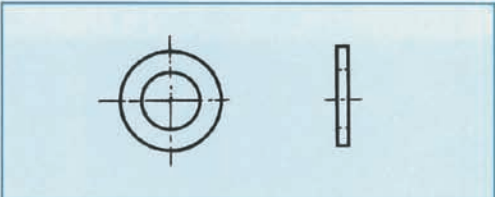


LOCK WASHERS

ANSI/ASME
B18.21.1 1983

IFI L-9
K-(13)

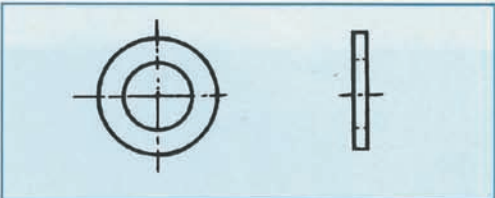
Nominal size	6	8	10	12	1/4	5/16	3/8	7/16	1/2	9/16	5/8	1 1/16	3/4
inches													
Nominal size	13/16	7/8	15/16	1	1 1/16	1 1/8	1 13/16	1 1/4	1 5/16	1 3/8	1 7/16	1 1/2	



WASHERS

DIN 125

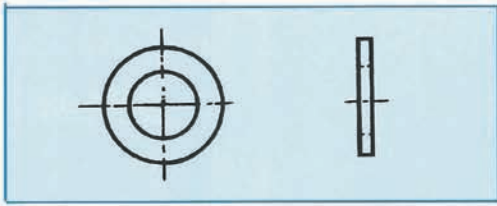
Nominal size	1.7	1.8	2.2	2.5	2.7	2.8	3.2	3.7	4.3	5.3
mm										
Nominal size	6.4	7.4	8.4	10.5	13	15	17	19	21	23



WASHERS

DIN 126

Nominal size	5.5	6.6	7.6	9	11	13.5	15.5	17.5	20	22	24
mm											
Nominal size	26	30	33	36	39	42	45	48	52	56	

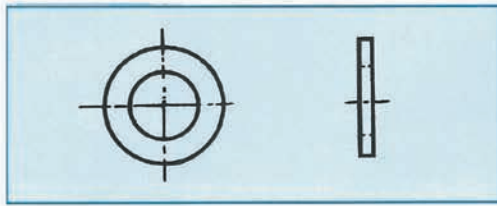


PLAIN WASHERS (NARROW)

ANSI/ASME
B18.22.1 1981

IFI L-2
(K-4)

Nominal size	6	8	10	3/16	12	1/4	5/16	3/8	7/16	1/2	9/16	5/8
	inches											
Nominal size	3/4	7/8	1	1 1/8	1 1/4	1 3/8	1 1/2	1 5/8	1 3/4	1 7/8	2	2 1/4

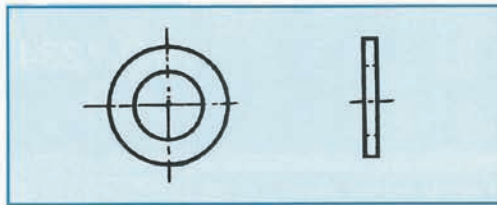


PLAIN WASHERS (WIDE)

ANSI/ASME
B18.22.1 1981

IFI L-2
(K-4)

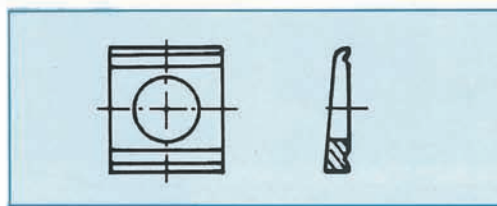
Nominal size	6	8	10	3/16	12	1/4	5/16	3/8	7/16	1/2	9/16	5/8
	inches											
Nominal size	3/4	7/8	1	1 1/8	1 1/4	1 3/8	1 1/2	1 5/8	1 3/4	1 7/8	2	2 1/4



HARDENED STEEL WASHERS

ASTM F436

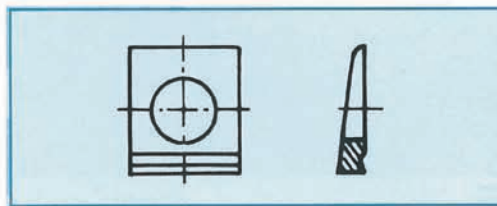
Nominal size	1/4	5/16	3/8	1/2	5/8	3/4	7/8	1	1 1/8	1 1/4
	inches									



SQUARE BEVELED WASHERS

DIN 434

For screws	M8	M10	M12	M16	M20	M22	M24	M27
	mm							



SQUARE BEVELED WASHERS

DIN 435

For screws	M8	M10	M12	M16	M20	M22	M24	M27	M30
	mm								